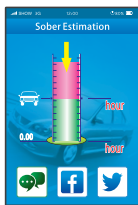

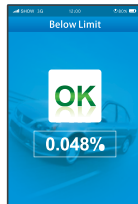




3. Blow into the mouthpiece continuously for 5 seconds and stop when the device clicks. The Calculation icon is displayed.


If the result is below the preset limit, **OK** and **Below Limit** with the numeric value is displayed.

If the result is above the preset limit, **Above Limit** with the numeric value is displayed.



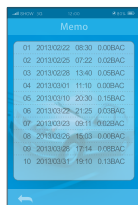
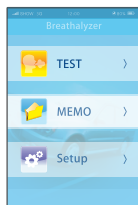
Sober Estimation is displayed and will indicate approximately how long it will take to recover sobriety and be fit to drive a vehicle.

4. Select the Text Message, Facebook or Twitter icon to share your results.



NOTE: If the Blow Error icon appears, the breath sample was too soft, not continuous or not long enough. Repeat the test procedure.

The DRIVESAFE evoc stores the last 500 test results, each with date and time stamps.



DISCLAIMER

Sale of the DRIVESAFE evoc personal alcohol tester is on the express condition that neither the manufacturer nor the vendor of the device shall be held responsible for the accuracy of any breath alcohol test reading obtained from the device, nor liable for any loss, damage, injury or other consequence resulting, directly or indirectly, from the use thereof.

© 2016 Alcohol Countermeasure Systems

ACS, ALCOHOL COUNTERMEASURE SYSTEMS, DRIVESAFE and the "Molly" are trademarks of Alcohol Countermeasure Systems (International) Inc. and are used under license. Alcohol Countermeasure Systems is the trading style of Alcohol Countermeasure Systems (International) Inc.

DRIVESAFE™ evoc



Alcohol Countermeasure Systems Corp

60 International Boulevard
Toronto, Ontario M9W 6J2 CANADA

info@acs-corp.com
acs-corp.com



QG-ENG-60-000771-A
© 2016

Quick guide

FEDERAL COMMUNICATIONS COMMISSION (FCC) DISCLAIMER

Changes or modifications not expressly approved by the party responsible for compliance could void the user's authority to operate the equipment. This device complies with Part 15 of the FCC rules. Operations are subject to the following 2 conditions:

1. This device may not cause harmful interference.
2. This device must accept any interference received, including interference that may cause undesired operations.

INDUSTRY CANADA

This device complies with Industry Canada licence-exempt RSS standard(s). Operation is subject to the following two conditions:

1. This device may not cause interference, and
2. This device must accept any interference, including interference that may cause undesired operation of the device.

INDUSTRIE CANADA

Le présent appareil est conforme aux CNR d'Industrie Canada applicables aux appareils radio exempts de licence. L'exploitation est autorisée aux deux conditions suivantes:

3. L'appareil ne doit pas produire de brouillage, et
4. L'appareil doit accepter tout brouillage radioélectrique subi, même si le brouillage est susceptible d'en compromettre le fonctionnement.

CERTIFICATION

The DRIVESAFE evôc and other breath alcohol testing products of Alcohol Countermeasure Systems (ACS) comply with international standards for function and safety. For more details, contact ACS.

Thank you for purchasing the DRIVESAFE evôc, an innovative breathalyzer designed with your safety in mind.

This device uses an electrochemical sensor, the same used in police-grade breathalyzers.

The evôc connects to any Apple or Android smartphone/tablet via Bluetooth and can connect to social media, such as Facebook and Twitter.

SAFETY AND PRECAUTIONS

- Before performing a test, wait 15 to 20 minutes after your last drink or cigarette
- Do not blow smoke or liquid into the sensor inlet, as this may damage the sensor
- Do not place the breathalyzer in direct sunlight for extended periods of time
- Avoid dropping the unit
- The DRIVESAFE evôc must be calibrated after performing 500 tests or after 1 year of use
- It is possible that your alcohol level rises after 1 hour after your last drink
- Test results obtained with this breathalyzer can't be used as a defense in court or in front of the police
- Do not operate a motor vehicle if the breath test result is over the legal limit

SMARTPHONE APPLICATION

APPLE DEVICES

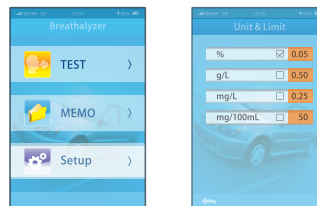
Go to the App Store and download the **DRIVESAFE evôc** app (for iOS 7 and above).

ANDROID DEVICES

Go to Google Play and search for the **DRIVESAFE evôc** app.

ALCOHOL LIMIT AND MEASURING UNIT SETTINGS

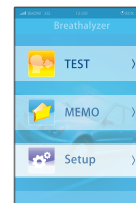
This step must be performed only at the first use or in the event that changes have been made to your region or country.



1. Insert a new AAA alkaline battery into the breathalyzer.
2. Activate the Bluetooth feature on your smartphone.
3. Open the **DRIVESAFE evôc** app.
4. Select **Setup**.
5. Set the unit of measurement and the alcohol limit according to your region or country. Please check the appropriate unit of measurement of your jurisdiction prior to entering it into the app.

TESTING PROCEDURES

NOTE: Ensure that Bluetooth connectivity is activated on the smartphone before continuing.



1. Hold the main button down on the evôc. Release when a beep is heard.
2. Select the **Test** icon. **Power ON** is displayed and the LED turns green.

Wireless OK, Tests Counter, Wait and Blow will be displayed in succession.

