

ALERTTM J4X

BREATH ALCOHOL TESTER



Instruction manual



N28449

The ALERT J4X personal breath alcohol tester has met the requirements of EN55011 and EN61326-1.

Under the ACMA regulations for EMC requirements, the ALERT J4X personal breath alcohol tester has been classified as a low-risk device, since it is only powered through a battery.

Federal Communications Commission (FCC) Disclaimer

Changes or modifications not expressly approved by the party responsible for compliance could void the user's authority to operate the equipment.

This device complies with Part 15 of the FCC rules. Operations are subject to the following 2 conditions:

1. This device may not cause harmful interference.
2. This device must accept any interference received, including interference that may cause undesired operations.

Industry Canada

This device complies with Industry Canada licence-exempt RSS standard(s). Operation is subject to the following two conditions:

1. This device may not cause interference, and
2. This device must accept any interference, including interference that may cause undesired operation of the device.

Industrie Canada

Le présent appareil est conforme aux CNR d'Industrie Canada applicables aux appareils radio exempts de licence. L'exploitation est autorisée aux deux conditions suivantes :

1. L'appareil ne doit pas produire de brouillage, et
2. L'appareil doit accepter tout brouillage radioélectrique subi, même si le brouillage est susceptible d'en compromettre le fonctionnement.

Certification

The ALERT J4X professional breath alcohol tester and other breath alcohol testing products of Alcohol Countermeasure Systems (ACS) comply with international standards for function and safety. For more details, contact ACS.



Manufactured by:

Alcohol Countermeasure Systems Corp

60 International Boulevard

Toronto, Ontario M9W 6J2 CANADA

info@acs-corp.com

acs-corp.com

ACS, ALCOHOL COUNTERMEASURE SYSTEMS, ALERT and the “**Molly**” are trademarks of Alcohol Countermeasure Systems (International) Inc. and are used under license. Alcohol Countermeasure Systems is the trading style of Alcohol Countermeasure Systems (International) Inc.

© 2015 Alcohol Countermeasure Systems

The information disclosed in this document is the valuable property of Alcohol Countermeasure Systems and all copyright and other proprietary rights to this document are reserved. No reproduction of this document is permitted without the prior written consent of Alcohol Countermeasure Systems.




TABLE OF CONTENTS

Introduction.....	1
Disclaimer	1
Assistance.....	1
Safety and precautions	2
Getting started	3
Operation.....	4
Taking a breath test.....	5
Significance of breath test results.....	6
Display	7
BAC / BrAC formats	8
Battery power.....	8
Battery strength indicator.....	8
Battery install.....	8
Ambient temperature	9
Troubleshooting	9
Warranty	10
Service.....	10
Ordering mouthpieces	10

INTRODUCTION

Thank you for purchasing the ALERT J4X breath alcohol tester, a device designed for industrial and traffic safety needs.

This tester accurately measures breath alcohol concentration (BrAC). It may take up to 60 minutes to reach the highest BrAC after the last consumption of alcohol.

Each person reacts uniquely to the consumption of alcohol and may become impaired at a point below the legal limit.

DISCLAIMER

Sale of the ALERT J4X breath alcohol tester is on the express condition that neither the manufacturer nor the vendor of the device shall be held responsible for the accuracy of any breath test reading obtained from the device, nor liable for any loss, damage, injury or other consequence resulting, directly or indirectly from the use thereof.

ASSISTANCE

Contact ACS for assistance:

Email: info@acs-corp.com

Website: www.acs-corp.com

SAFETY AND PRECAUTIONS

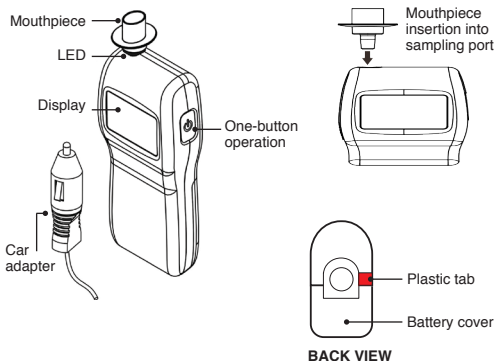
- Use this tester for its intended purpose only
- Do not blow smoke or fluids into the mouthpiece, as doing so may damage the sensor
- Be aware that alcohol is present in many products such as breath sprays, mouthwash, medicines and in certain foods and beverages, which may distort the BrAC result
- Before testing, wait 20 minutes after drinking or eating and 3 minutes after smoking
- Install AA alkaline batteries only
- Turn the tester off before removing the batteries
- Do not store this tester in extreme heat or extreme cold temperatures
- Use the tester within the ambient temperature range of -20 to 50 °C
- For ambient temperatures lower than 15 °C, use the provided car adaptor
- Do not disassemble the tester, as this may cause injury and void the warranty
- Keep magnets or mobile devices away from the tester to minimize the potential of electromagnetic interference
- Always use a mouthpiece when blowing into the tester
- When providing a breath test, do not cover the exhaust grid (left side of tester) with your hand

GETTING STARTED

The ALERT J4X breath alcohol tester is simple to use. It measures the alcohol content of the breath (BrAC), which is in direct proportion to the alcohol concentration of the blood (BAC). The readout is provided on a digital display.

With a one-button operation, and power by battery or car adapter, this tester is well suited to industrial and traffic safety needs.

The parts and basic features of the tester are illustrated as follows:



NOTE: In the factory, a plastic tab is inserted between the battery and the electrical connection to conserve battery power during shipment and storage. To operate the tester for the first time, pull the plastic tab from the battery compartment, which is accessible at the back of the tester. You do not need to open the back cover to remove the tab.

OPERATION

ON

Press the power button once to start the tester. The **Wait** icon is displayed briefly during the start-up sequence.

READY

The **Ready** icon is displayed with a white backlight when the tester is ready for use.

TEST

Insert a new mouthpiece and blow steadily into it for 5 seconds. A tone will sound and the port will glow green to indicate a proper flow of breath.

ABORT

A proper sample of breath was not provided. Test again.

READING

The display provides a digital reading, indicating the BrAC range.

NOTE: The reading of the last test completed is retained until a new test is performed. To view the reading, ensure the Ready icon is displayed, then press and hold the power button until the results are displayed.

OFF

The ALERT J4X tester will automatically power down after a period of inactivity. Alternatively, press the power button twice in quick succession to turn it off manually.

TAKING A BREATH TEST

To ensure accurate results, insert a new mouthpiece each time the ALERT J4X tester is used.

1. Power on the tester and wait until the **Ready** icon is displayed.
2. Blow steadily and continuously into the mouthpiece.

A continuous tone will sound and the port will glow green to indicate proper breath flow.

If the breath sample is intermittent, too hard or too soft, two beeps sound and the **Abort** icon is displayed. Wait until the **Ready** icon is displayed and try the test again.

3. Stop blowing only when the tone ends.

NOTE: A click sound is heard, but continue blowing.

The ALERT J4X tester will analyze the sample and display the BrAC result in a few seconds.

The sampling port will glow red if the alcohol reading is over the legal limit.

ATTENTION!

- ***Alcohol is present in many products such as breath sprays, mouthwash and medicines, as well as in certain foods and beverages, which may distort the BrAC result***
- ***Before testing, wait 20 minutes after eating or drinking and 3 minutes after smoking***

SIGNIFICANCE OF BREATH TEST RESULTS

The results of breath analysis are presented digitally and may be interpreted as follows. The following chart expresses BrAC in the measuring units of mg/L.

BrAC (mg/L)	SIGNIFICANCE
0.05	Not associated with a positive measure of alcohol
0.10	Not necessarily indicative of alcohol consumption
0.25	Positive alcohol control and unsafe to drive a vehicle
0.40	High alcohol level in the body and dangerous to drive a vehicle

BrAC readings up to 0.05 mg/L may appear from naturally occurring substances in the body and are not associated with a positive measure of alcohol.








Readings up to 0.10 mg/L may occur from alcohol contamination from foods, beverages or medicines and are not necessarily indicative of alcohol consumption.

Readings of 0.25 mg/L and greater are indicative of a level of alcohol at which it is unsafe to drive a vehicle and may lead to a traffic violation.

Readings of 0.40 mg/L and greater are indicative of a level of alcohol at which it is dangerous to drive a vehicle and may lead to a criminal charge.

DISPLAY

The ALERT J4X tester display provides the unit of measure (refer to the “BAC / BrAC Formats” section), a three-digit readout of BrAC, error messages (refer to the “Troubleshooting” section) and the following icons:

ICON	DESCRIPTION
	Wait
	Ready – take a breath sample
	Error – refer to the “Troubleshooting” section
	Abort – breath sample incomplete
	Ambient temperature is below 15 °C
	Auxiliary power – when the ambient temperature is below 15 °C, this icon will flash and connection with the car adapter is recommended; below 10 °C, connection is mandatory, this icon will be solid once connected
	Battery strength indicator

BAC / BrAC FORMATS

The measurement units displayed on the ALERT J4X breath alcohol tester are indicated at the top of the display and have been formatted to suit your local requirements.

BATTERY POWER

The ALERT J4X breath alcohol tester requires 2 AA alkaline batteries for operation.

Under ideal conditions, the tester can perform over 1,000 tests with a set of new batteries.


BATTERY STRENGTH INDICATOR

The **Battery Strength** icon is displayed on the lower right corner of the display when the unit is powered on.

When the **Battery Strength** icon flashes, the batteries require changing.

If the **E01** error message is displayed, there is insufficient power to continue using the tester.

BATTERY INSTALL

To install new batteries, turn the tester off and remove the back battery cover by pushing down on the indent button  and sliding the cover back.

AMBIENT TEMPERATURE

Operate the ALERT J4X breath alcohol tester within the ambient temperature range of -20 to 50 °C.

When the ambient temperature is below 15 °C, the **Ambient Temperature** icon is displayed. Use the car adapter (auxiliary power) to provide an extended temperature range to -20 °C.

TROUBLESHOOTING

The ALERT J4X breath alcohol tester requires calibration each year to maintain accuracy. When calibration is due, **CAL** is displayed.

INCIDENT / MESSAGE	RESOLUTION
No Power	Remove the plastic tab from the battery compartment
No Test	Review the “Taking a Breath Test” section. Contact ACS for assistance
CAL	Calibration is due. Contact ACS for service
E01	Change the batteries
E02-E05, E15, E16	Power the tester off and power back on. If the problem persists, contact ACS
E06, E07	Temperature error – operate the tester within an ambient temperature range of -20 to 50 °C
E08	Temperature error – use the car adapter. If the problem persists, contact ACS
E09-E25	Contact ACS for service

WARRANTY

The ALERT J4X breath alcohol tester is warranted against defects in materials or workmanship for 1 year from the date of purchase. During the warranty period, Alcohol Countermeasure Systems agrees to replace or repair any unit or part that in its judgement is found to be defective, providing the defect is not due to damage or misuse.

SERVICE

Units requiring service should be packed securely and shipped prepaid to an authorized Service Centre.

ORDERING MOUTHPIECES

Contact ACS or visit shopacs.com for Mouthpieces (Bag of 25), ACS Part Number: 95-000145.

