

REVISION LOG

REVISION	RELEASE DATE	AUTHOR	CHANGES
1.0	-	LisaB	New Document
1.1	-	LisaB	Graphic insertions
1.2	12/20/07	LisaB	Note insertion on time delay
1.3	02/13/08	LisaB	Correction to screens
1.4	04/18/08	OritS	Correction to Sub-Code/used to

WR3 RESET CODE PROCEDURE INTERNAL

DOCUMENT NAME	REVISION	PRODUCT	DEPARTMENT	PAGES
RCP-WR3-1.3	1.3	WR3	ENGINEERING	2 OF 5

Overview

The WR3 ignition interlock utilizes a system of randomly generated codes which allow access to diagnostic menus and the adjustment of lockout dates. There are four types of codes; TPM, Bypass, Service and Reset. Each is categorized by Private, Commercial and Offender. Private is for users who have voluntarily entered the ignition interlock program. Commercial is for truck fleets which have mandatory ignition interlocks. Offender is for users which have been court ordered to participate in the ignition interlock program. These categories enable the log to accurately record each instance the interlock is accessed.

TPM Codes:	Private: 2.2.3.9	Commercial: 3.4.6.5	Offender: 4.9.9.8
Bypass Codes:	Private: 9.8.4.3	Commercial: 5.3.7.7	Offender: 7.4.5.4
Service Codes:	Private: 7.3.7.6	Commercial: 9.4.3.2	Offender: 5.1.9.6
Reset Codes:	Private: 7.5.3.1	Commercial: 1.3.7.4	Offender: 4.9.3.3

Reset codes

TPM

Third party maintenance codes. Used by facilities such as repair shops to perform work on the vehicle without having to provide breath samples or triggering a tampering violation.

Bypass

The bypass code is used under special circumstances where the vehicle must be started without a breath sample.

Service

The service codes are used for the installation, service and de-installation of the interlock by service personnel.

Reset

Lockout and service dates are adjusted using the reset sub-codes.

Procedure

Adjustments using reset sub-codes

The reset codes are used in instances such as:

- The interlock has entered an early recall by error
- The customer is not able to meet the lockout date deadline
- The interlock has entered a permanent lockout state

The grace period time which can be added to the existing lockout date is at the discretion of the technical service personnel administering the code.

The reset sub-codes are listed in the format shown below. The first two digits represent the number of days extended, the third and fourth digits are randomly generated and change daily. Refer to the table for the explanation of the sub-codes.

Note! Be sure to verify the correct code before entering it. If the code is entered incorrectly three times, there is a 15 minute lockout period before the code can be entered again.

TPM Codes:	Private: 2.2.3.9	Commercial: 3.4.6.5	Offender: 4.9.9.8																																																																																																				
Bypass Codes:	Private: 9.8.4.3	Commercial: 5.3.7.7	Offender: 7.4.5.4																																																																																																				
Service Codes:	Private: 7.3.7.6	Commercial: 9.4.3.2	Offender: 5.1.9.6																																																																																																				
Reset Codes:	Private: 7.5.3.1	Commercial: 1.3.7.4	Offender: 4.9.3.3																																																																																																				
<table><tr><td>00:82</td><td>01:54</td><td>02:71</td><td>03:87</td><td>04:11</td><td>05:55</td><td>06:92</td><td>07:75</td><td>08:19</td><td>09:24</td></tr><tr><td>10:53</td><td>11:39</td><td>12:98</td><td>13:79</td><td>14:87</td><td>15:74</td><td>16:11</td><td>17:29</td><td>18:97</td><td>19:66</td></tr><tr><td>20:39</td><td>21:78</td><td>22:53</td><td>23:82</td><td>24:83</td><td>25:61</td><td>26:58</td><td>27:62</td><td>28:35</td><td>29:81</td></tr><tr><td>30:36</td><td>31:43</td><td>32:82</td><td>33:43</td><td>34:44</td><td>35:99</td><td>36:81</td><td>37:86</td><td>38:65</td><td>39:57</td></tr><tr><td>40:42</td><td>41:41</td><td>42:54</td><td>43:13</td><td>44:32</td><td>45:63</td><td>46:22</td><td>47:75</td><td>48:31</td><td>49:11</td></tr><tr><td>50:41</td><td>51:34</td><td>52:86</td><td>53:36</td><td>54:72</td><td>55:72</td><td>56:14</td><td>57:95</td><td>58:79</td><td>59:79</td></tr><tr><td>60:82</td><td>61:76</td><td>62:36</td><td>63:32</td><td>64:55</td><td>65:55</td><td>66:24</td><td>67:31</td><td>68:54</td><td>69:68</td></tr><tr><td>70:75</td><td>71:85</td><td>72:43</td><td>73:24</td><td>74:87</td><td>75:96</td><td>76:66</td><td>77:64</td><td>78:42</td><td>79:66</td></tr><tr><td>80:85</td><td>81:23</td><td>82:97</td><td>83:82</td><td>84:15</td><td>85:26</td><td>86:93</td><td>87:16</td><td>88:35</td><td>89:13</td></tr><tr><td>90:71</td><td>91:87</td><td>92:82</td><td>93:65</td><td>94:99</td><td>95:44</td><td>96:35</td><td>97:86</td><td>98:87</td><td>99:13</td></tr></table>				00:82	01:54	02:71	03:87	04:11	05:55	06:92	07:75	08:19	09:24	10:53	11:39	12:98	13:79	14:87	15:74	16:11	17:29	18:97	19:66	20:39	21:78	22:53	23:82	24:83	25:61	26:58	27:62	28:35	29:81	30:36	31:43	32:82	33:43	34:44	35:99	36:81	37:86	38:65	39:57	40:42	41:41	42:54	43:13	44:32	45:63	46:22	47:75	48:31	49:11	50:41	51:34	52:86	53:36	54:72	55:72	56:14	57:95	58:79	59:79	60:82	61:76	62:36	63:32	64:55	65:55	66:24	67:31	68:54	69:68	70:75	71:85	72:43	73:24	74:87	75:96	76:66	77:64	78:42	79:66	80:85	81:23	82:97	83:82	84:15	85:26	86:93	87:16	88:35	89:13	90:71	91:87	92:82	93:65	94:99	95:44	96:35	97:86	98:87	99:13
00:82	01:54	02:71	03:87	04:11	05:55	06:92	07:75	08:19	09:24																																																																																														
10:53	11:39	12:98	13:79	14:87	15:74	16:11	17:29	18:97	19:66																																																																																														
20:39	21:78	22:53	23:82	24:83	25:61	26:58	27:62	28:35	29:81																																																																																														
30:36	31:43	32:82	33:43	34:44	35:99	36:81	37:86	38:65	39:57																																																																																														
40:42	41:41	42:54	43:13	44:32	45:63	46:22	47:75	48:31	49:11																																																																																														
50:41	51:34	52:86	53:36	54:72	55:72	56:14	57:95	58:79	59:79																																																																																														
60:82	61:76	62:36	63:32	64:55	65:55	66:24	67:31	68:54	69:68																																																																																														
70:75	71:85	72:43	73:24	74:87	75:96	76:66	77:64	78:42	79:66																																																																																														
80:85	81:23	82:97	83:82	84:15	85:26	86:93	87:16	88:35	89:13																																																																																														
90:71	91:87	92:82	93:65	94:99	95:44	96:35	97:86	98:87	99:13																																																																																														

Sub-codes

← Sub-codes

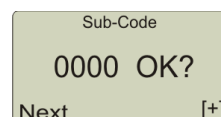
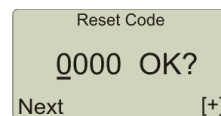
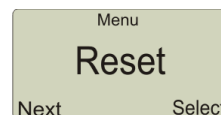
Sub-Code	Used to
00:XX	Reset back to the original lockout date
01:XX to 90:XX	Add 1-90 days to lockout date *
91:XX to 97:XX	Add 1-7 days to the current date , regardless of existing lockout date
98:XX	Add 1 day past the current date , regardless of calibration expiry date

WR3 RESET CODE PROCEDURE

DOCUMENT NAME	REVISION	PRODUCT	DEPARTMENT	PAGES
RCP-WR3-1.3	1.3	WR3	ENGINEERING	4 OF 5

**Although there is the potential to extend the date by up to 90 days, the maximum extension should not exceed 15 days (15:XX).*

1. Press and hold the left button to access the main menu. Scroll through the menu options using the left button and select **Service, Override, TPM or Reset**, depending on the code required.
2. Enter the four digit reset code to access the menu. The right button moves the numbers up and the left button moves the cursor to the next digit. When finished, press the right button to select **OK**.
3. Enter the four digit sub code in the same manner as the reset code and select **OK**. The unit beeps and returns to the main menu.



Note! If the code is entered incorrectly three times, there is a 15 minute lockout period before the code can be entered again. The handset will not accept another code until the time has expired. .

Examples

It is August 11, 2006 and an offender client is called away on a last minute business trip for a week and will not be able to make the scheduled service date on August 13th. The date is required to be pushed out to August 20th to accommodate the unforeseeable scheduling conflict.

1. On the code list for the month, locate the present day (example: August 11, 2006)
2. The reset code the client enters to access the service menu is 5.4.4.6.
3. The interlock is not in early recall or lockout state, and 7 days need to be added. The code 07:16 is used.

Date: 2006/08/11											
TPM Codes:			Private: 6.7.3.5			Commercial: 2.8.4.9			Offender: 7.5.6.4		
Bypass Codes:			Private: 5.4.3.4			Commercial: 7.2.4.6			Offender: 3.3.6.7		
Service Codes:			Private: 4.7.5.4			Commercial: 7.3.4.1			Offender: 3.9.6.9		
Reset Codes:			Private: 3.5.2.4			Commercial: 5.3.9.2			Offender: 5.4.4.6		
00:67	01:53	02:11	03:81	04:22	05:44	06:66	07:16	08:76	09:52		
10:61	11:71	12:61	13:59	14:82	15:67	16:21	17:67	18:69	19:14		
20:53	21:59	22:47	23:37	24:54	25:63	26:86	27:64	28:51	29:77		
30:91	31:53	32:44	33:92	34:11	35:77	36:66	37:49	38:87	39:41		
40:61	41:14	42:72	43:48	44:25	45:67	46:54	47:78	48:58	49:47		
50:86	51:61	52:36	53:61	54:54	55:96	56:97	57:53	58:84	59:77		
60:12	61:42	62:77	63:92	64:44	65:88	66:55	67:73	68:87	69:74		
70:59	71:47	72:72	73:72	74:36	75:56	76:87	77:78	78:82	79:58		
80:29	81:61	82:69	83:72	84:43	85:39	86:97	87:86	88:95	89:66		
90:12	91:75	92:88	93:81	94:77	95:88	96:88	97:84	98:76	99:17		

WR3 RESET CODE PROCEDURE

DOCUMENT NAME	REVISION	PRODUCT	DEPARTMENT	PAGES
RCP-WR3-1.3	1.3	WR3	ENGINEERING	5 OF 5

A new offender client gets confused by the new system and leaves the key in the ON position for more than 6 minutes while reading the manual, triggering an early recall notice. The lockout date needs to be set back to the original lockout date.

1. On the code list for the month, locate the present day (example: August 11, 2006)
2. The reset code the client enters to access the service menu is 5.4.4.6.
3. The lockout date needs to be reset to the original lockout date. The code 00:67 is used.

Date: 2006/08/11											
TPM Codes:			Private: 6.7.3.5			Commercial: 2.8.4.9			Offender: 7.5.6.4		
Bypass Codes:			Private: 5.4.3.4			Commercial: 7.2.4.6			Offender: 3.3.6.7		
Service Codes:			Private: 4.7.5.4			Commercial: 7.3.4.1			Offender: 3.9.6.9		
Reset Codes:			Private: 3.5.2.4			Commercial: 5.3.9.2			Offender: 5.4.4.6		
00:67	01:53	02:11	03:81	04:22	05:44	06:66	07:16	08:76	09:52		
10:61	11:71	12:61	13:59	14:82	15:67	16:21	17:67	18:69	19:14		
20:53	21:59	22:47	23:37	24:54	25:63	26:86	27:64	28:51	29:77		
30:91	31:53	32:44	33:92	34:11	35:77	36:66	37:49	38:87	39:41		
40:61	41:14	42:72	43:48	44:25	45:67	46:54	47:78	48:58	49:47		
50:86	51:61	52:36	53:61	54:54	55:96	56:97	57:53	58:84	59:77		
60:12	61:42	62:77	63:92	64:44	65:88	66:55	67:73	68:87	69:74		
70:59	71:47	72:72	73:72	74:36	75:56	76:87	77:78	78:82	79:58		
80:29	81:61	82:69	83:72	84:43	85:39	86:97	87:86	88:95	89:66		
90:12	91:75	92:88	93:81	94:77	95:88	96:88	97:84	98:76	99:17		

An irate client has ignored the scheduled service for the interlock and has entered a Permanent Lockout condition. Unfortunately the car is parked illegally and the client adamantly refuses to pay for the tow. To avoid a nasty conflict, the technical service person allows the client 1 day to bring the car in immediately.

1. On the code list for the month, locate the present day (example: August 11, 2006)
2. The reset code the client enters to access the service menu is 5.4.4.6.
3. The interlock is in lockout state, and 1 day needs to be added from the current date. The code 98:76 is used.

Date: 2006/08/11											
TPM Codes:			Private: 6.7.3.5			Commercial: 2.8.4.9			Offender: 7.5.6.4		
Bypass Codes:			Private: 5.4.3.4			Commercial: 7.2.4.6			Offender: 3.3.6.7		
Service Codes:			Private: 4.7.5.4			Commercial: 7.3.4.1			Offender: 3.9.6.9		
Reset Codes:			Private: 3.5.2.4			Commercial: 5.3.9.2			Offender: 5.4.4.6		
00:67	01:53	02:11	03:81	04:22	05:44	06:66	07:16	08:76	09:52		
10:61	11:71	12:61	13:59	14:82	15:67	16:21	17:67	18:69	19:14		
20:53	21:59	22:47	23:37	24:54	25:63	26:86	27:64	28:51	29:77		
30:91	31:53	32:44	33:92	34:11	35:77	36:66	37:49	38:87	39:41		
40:61	41:14	42:72	43:48	44:25	45:67	46:54	47:78	48:58	49:47		
50:86	51:61	52:36	53:61	54:54	55:96	56:97	57:53	58:84	59:77		
60:12	61:42	62:77	63:92	64:44	65:88	66:55	67:73	68:87	69:74		
70:59	71:47	72:72	73:72	74:36	75:56	76:87	77:78	78:82	79:58		
80:29	81:61	82:69	83:72	84:43	85:39	86:97	87:86	88:95	89:66		
90:12	91:75	92:88	93:81	94:77	95:88	96:88	97:84	98:76	99:17		