

ORALTOX™

Drug Screening Solutions

Available through:



Alcohol Countermeasure Systems

60 International Boulevard
Toronto, Ontario M9W 6J2 CANADA

+1 416 619 3500

acs-corp.com

ACS, ALCOHOL COUNTERMEASURE SYSTEMS and the "Molly" are trademarks of Alcohol Countermeasure Systems (International) Inc. and are used under license.

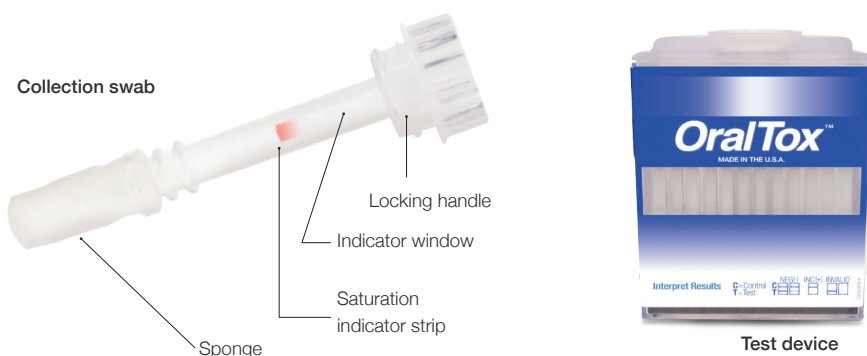


20170407

Procedure guide

Components and test preparation

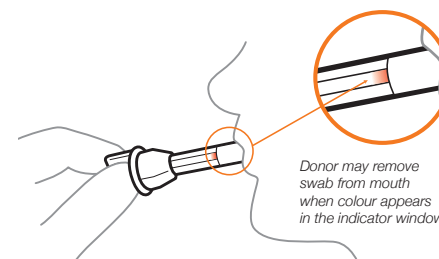
- It is important that the candidate does not have anything in their mouth (food, drink, gum, etc) 10 minutes prior to collection
- Give an unopened collection swab to candidate
- Instruct the candidate to remove the plastic wrap from the collection swab and begin pooling saliva in their mouth



ALC	Alcohol > .02% BAC	KET	Ketamine 50 ng/mL
AMP	Amphetamine 50 ng/mL	MET	Methamphetamine 50 ng/mL
BAR	Barbiturates 50 ng/mL	MTD	Methadone 30 ng/mL
BUP	Buprenorphine 5 ng/mL	OPI	Opiates 40 ng/mL
BZO	Benzodiazepines 10 ng/mL	OXY	Oxycodone 20 ng/mL
COC	Cocaine 20 ng/mL	PCP	Phencyclidine 10 ng/mL
COT	Cotinine 50 ng/mL	PPX	Propoxyphene 50 ng/mL
EDDP	Methadone metabolite 20 ng/mL	THC	Marijuana 50 ng/mL (parent compound)

1 Specimen collection

Instruct the donor to introduce the collection swab into their mouth and actively swab the inside the mouth, top of tongue, and between cheek and gum.



Hold the swab in closed mouth until color on the saturation indicator strip appears in the indicator window of the collection swab or until 4 minutes has passed.

2 Test activation

With the test device positioned upright on a **flat surface** (test device remains in this position until results are interpreted), instruct the candidate to remove the collection swab from their mouth.

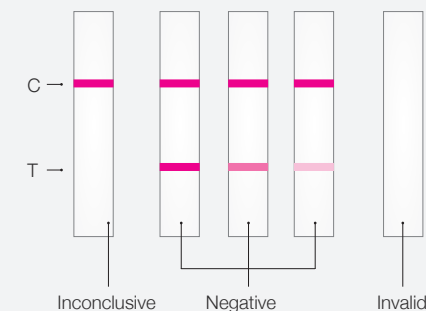
Insert the swab sponge-first into the screening device, pushing and turning the swab until the threaded handle locks into the top of the device.

3 Test interpretation

- Interpret test as negative, inconclusive, or invalid.
- Negative results can be read at 2 minutes
- Inconclusive results can be read at 10 minutes
- Do not read test results after 15 minutes
- After results are interpreted, discard device in regular trash receptacle

C = Control

T = Test



Test valid

The control line is the uppermost line appearing in each test area, labeled **Test Valid**.

Before reading the test result lines, verify that all **Test Valid** lines have formed. Otherwise, the test is **Invalid** and the test results must not be used.

Negative

A **Negative** result is indicated by a reddish-purple control line and a second reddish-purple line appearing beneath for any particular drug.

The intensity of the test lines may vary. Any line, without regard to intensity, color or size, is a line and indicates a negative result for that drug.

Inconclusive

(Also referred to as *Non-negative*)

An **Inconclusive** result is indicated by a reddish-purple control line with no second line appearing for any particular drug.